

SmartGo

OneGo

QUICK START GUIDE

SOG-B10-MU

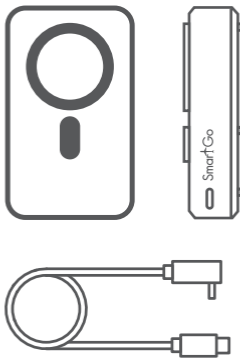
www.smartgo.club

Warranty & Service
info@smartgo.club
©SmartGo Worldwide Inc.

RoHS



In The Box



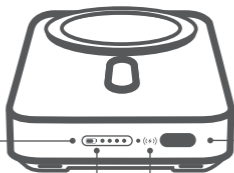
- OneGo Powerbank
- 1.5m USB-C Cable
- Quick Start Guide

How To Use

① Powerbank button

Press to activate powerbank mode and check powerbank status

LED
Indicator

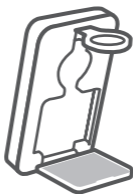


② Powerbank Status

③ Wireless Charger Status



④ USB-C Port



⑤ Watch Charger

⑥ Base Charger (Earbuds)

Safety Precautions

Operating Temperature :

- It is recommended to operate OneGo at temperatures below 26°C
- OneGo may naturally warm up during operation
- High temperatures can impact charging speed due to safety measures in the onboard protection circuitry

Charging Guidelines :

- Please ensure that OneGo is fully charged before charging other devices
- When charging an iPhone with a phone case, use only MagSafe compatible cases
- To optimize battery life, keep OneGo in a cool, dry environment, and maintain a charging level above 25% when not in use

WARNING :

- Do not drain the battery
- Do not expose the device to water or moisture
- Extreme temperature, humidity, shock or prolonged exposure to direct sunlight should be avoided
- Do not strike, throw in fire, pierce with a nail or other sharp objects
- Do not disassemble or modify

Product Specifications :

Model: SOG-B10

Battery Capacity: 10000mAh

Rated Capacity: 5800mAh 5V 2A

USB-C Input: 5V@3A/9V@2A

USB-C Output: 5V@3A/9V@2A/12V@1.5A

Main Wireless Charger: 5W/7.5W/10W/15W

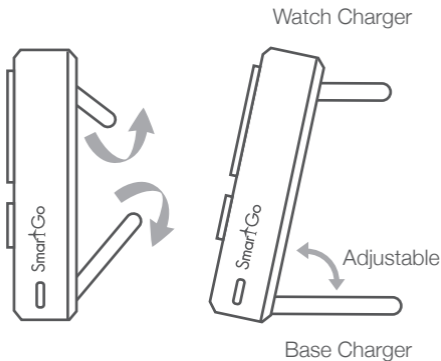
Watch Charger: 2.5W

Base Wireless Charger: 5W

Desktop Mode

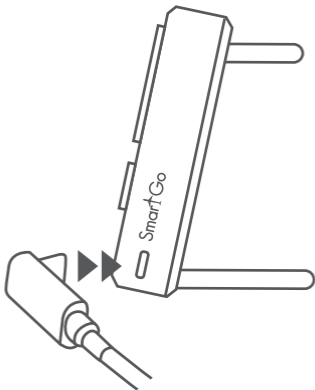
Setting Up the OneGo in Desktop Mode

- Flip open the watch charger ⑤
- Flip open the base charger ⑥
- Adjustable view angles



Charging the OneGo

- Connect the USB-C cable (included) to the OneGo USB-C charging port ④
- Connect the other end of the USB-C cable to a USB-C PD charger (not included)



Charging Your Devices

- Attach MagSafe-Ready iPhone to the OneGo as shown



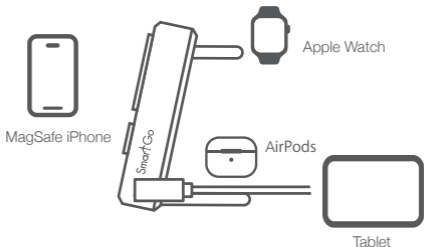
- Charge Apple Watch & AirPods as shown



- Check wireless charger status ③ ○ ((⚡))

Powerbank Mode

- Charge up to 4 devices simultaneously in kickstand mode



- Press the powerbank button ① to initiate charging and check powerbank status ②

